

LAARMANN®

Innovators in Solids

Power Cutting Mill

CM 2500 / CM 4000

Superior Cutting Mills
engineered for
rapid reduction
of large particles

- Rapid reduction of large particles from up to 350mm down to 2 mm
- Quick and easy to clean
- Full range of bottom sieves
- The CM 2500 can handle samples of up to 150Kg/h
- The CM 4000 can handle samples of up to 200 Kg/h



LAARMANN POWER CUTTING MILL CM 2500 / CM 4000



Cutting Mill
with closed
„EASY LOCK
COVER“



Cutting Mill
with opened
„EASY LOCK
COVER“

Superior Cutting Mills engineered to reproducibly grind volumes from 100g up to 200 kg/h.

Method of operation

The Model CM 2500 / CM 4000 Cutting Mills are used by laboratories and processing companies to granulate solid materials such as waste or wood and thermoplastics. The material to be processed falls into the cutting chamber of the Cutting Mills via a guide chute and is shredded by cutting between rotating and fixed knives until it passes an attached sieve as ground product. The sieve extends over the lower half of the grinding chamber and can be changed easily. Final particle size is determined by the selected sieve perforation aperture.

**Sieve dimension
(free open surface) must be
large in order to obtain:**

- a high throughput
- a low heat creation
- a homogeneous result.



No other Cutting Mill is easier to clean than the CM 2500 / CM 4000 Cutting Mills. When the grinding process is finished the grinding chamber is fully accessible by unscrewing two hand screws and folding back of the infeed hopper. The grinding chamber is fully accessible for quick and easy cleaning in order to perform a fast and systematic cleaning of the grinding tools.



Grinding

The Cutting Mill is the first machine in a state of the art sample prep. laboratory when it comes to sample prep. of cuttable materials. This system is suitable for the coarse and fine grinding of any dry substance, typically samples with a feed size of up to 350mm (CM 4000) and a total batch of up to 200 kgs per hour (volume depending on the characteristic of the samples) can be ground down to 2 mm or finer depending on the product.


High operator convenience and maximum safety

Maximum Grinding performance and maximum safety is important for LAARMANN Mills. Due to the integrated safety switch the machine can only be started when the **“Easy Lock Cover”** is closed and the **grinding chamber cover** is inserted properly.

The Infeed Hopper as well as the housing of the **CM2500 / CM 4000** is made from solid steel. The ergonomic design of the machine and the positioning of the funnel and the starter box require a minimum space in the laboratory.

Benefits and applications

- **Acoustic Noise Reduction:** Infeed hopper made from Bondal. Bondal is a vibration damping composite material with a sandwich structure consisting of a viscoelastic core between two outer steel sheets.
- Various infeed hopper types are available
- Restrained opening of the infeed hopper due to a gas spring
- Massive grinding chamber made from vibration reducing components
- Grinding chamber with safety switch for easy access and cleaning
- Flexible solid sample collector flange for optional extraction or connection to a collection vessels
- High precision solid steel underframe
- Industrial Castor wheels lockable



CM 2500 has a small foot print of only 75cm

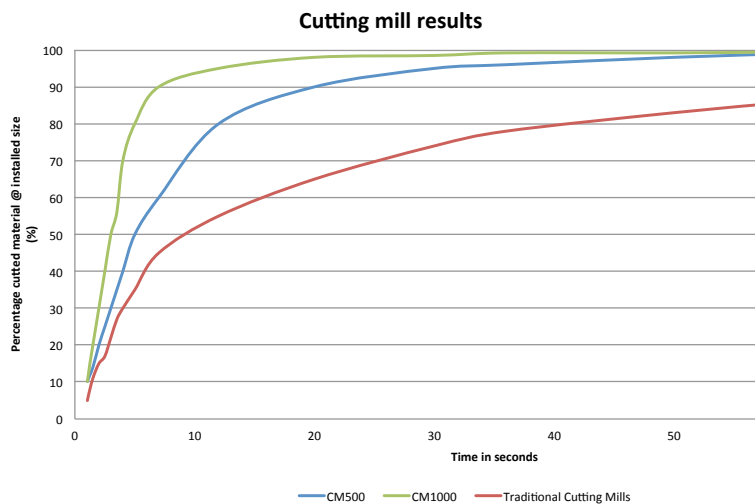

CM 4000 has a small foot print of only 86cm

Bottom sieves

The size of the bottom sieve is important in order to decrease the heat creation during the grinding and to increase the capacity.

The sieve dimension is 240mm x 240mm. This assures a large open surface which is essential for the cutting process to:

- Obtain a high throughput (see graphics)
- Have a low heat creation during the grinding process
- Receive a homogeneous result



Industrial waste before grinding



Features and benefits

Benefits

- Rapid sieve and knife changeover
- Quick and easy to clean
- Performance - enhancing diagonal cutting action
- No need to adjust the rotor knife
- Ideal granulate quality with similar grain characteristics
- No tool required to open
- Outer bearing assembly protected from dust ingress
- CE certified

Applications

- Linoleum, Carpets, Cloth
- Secondary fuels and Bio Mass
- Food and Animal food
- Wood, Paper, Carton, Cellulose
- Rubber, Shredder Light Fractions
- House Waste, Industrial Waste
- Computer Scrap and Electronic Scrap
- Plants, Twigs, Roots etc.
- Herbs, Spices, Gras, Straw
- Bones
- Technical Plastics such as ABS, PA, POM, PE etc.

Rotor and Stator knives / Bottom sieves / Particle Extraction Unit

Particle extraction unit



The particle extraction unit is optional and not part of the basic package



Bottom sieves of various sizes

Rotor and Stator knives

- Hardened steel
- Heavy metal free steel
- Tungsten carbide



Cutting Mill Data

TECHNICAL DATA	CM 2500	CM 4000
Electrical details	3x400V/50Hz	3x400V/50Hz
Speed	280 rpm	280rpm
Motor Power	4,0 KW	7,5 KW
TRANSPORT DATA		
Gross dimensions wxdxh	ca. 900 x 1025 x 1930 mm	ca. 1000 x 1025 x 1930 mm
Net dimensions wxdxh	ca. 730 x 925 x 1730 mm	ca. 850 x 925 x 1730 mm
Gross weight	420 kgs (incl. packing, without accessories)	460 kgs (incl. packing, without accessories)
Net weight	390 kg (only machine)	430 kg (only machine)
FEATURES / PERFORMANCE		
Working principle	Cutting	Cutting
Feed size maximum	Up to 250 mm depending on sample	Up to 350 mm depending on sample
Quantity maximum	Up to 150 Kgs per Hour	Up to 200Kgs per Hour
Quantity minimum	100 g	100 g
Endfiness	2 mm	2 mm
Number of Rotor knives	12	18
Number of stator knives	2	2
Start / Stop function	By on/off button	By on/off button
Endfiness adjustment	By interchangeable bottom sieves	By interchangeable bottom sieves
Cutting Chamber	250mm * 250mm	250mm * 385mm
Rotor Diameter	Ø 195mm	Ø 195mm

LAARMANN

Innovators in Solids

www.LAARMANN.eu

Your local contact



LAARMANN Group B.V.

Op het Schoor 6
6041 AV Roermond
The Netherlands

t: +31 6 234 000 33

e: info@laarmann.eu